

PIANO DOLLIES AND CASTERS

WOOD DOLLIES



Quality "Faultless" Dolly. 18"x30" with 3-1/2" Faultless casters. 720 lb. capacity with rubber caps on end members.

No. 880 - Dolly. Each



Economy Dolly with 1" hardwood frame and 6" carpeted end members. Supplied with 3" hard rubber casters. 900 lb. capacity.

No. 881 - Dolly. Each

Replacement Rubber End Caps. Inside dimension measures 3" x 17-3/4". (NOT SHOWN)

No. 882 - End Caps. Each

Select hardwood Dolly with 3" Faultless caster. 18" x 30" 1000 lb. capacity. With rubber end members. (Not shown but similar to No. 880.)

No. 883 - Dolly. Each

DOLLY CASTERS AND WHEELS

"Faultless" ball-bearing, swivel casters of extra heavy gauge steel. Special king pin construction holds caster in perfect alignment. 3" Rubberex wheel rollers. Load capacity 175 lb./caster.

No. 1904 - Set of 4, Wheel Dia. 3", Height 4", Plate Size 4-1/8"x3-1/8"

No. 1904-1/2 - Wheels only. Set of 4.

Hard rubber wheel for use on 881 and 883 dolly. Load capacity 270 lb./caster. (NOT SHOWN)

No. 1907 - Set of 4, Wheel Dia. 3", Height 4", Plate Size 4-1/8"x3-1/8"

No. 1907-1/2 - Wheels only. Set of 4.

Deluxe "Faultless" Swivel Casters with double ball-bearing raceway. 3-1/2" wheels. Used on our 880 dolly.

No. 1908 - Set of 4, Wheel Dia. 3-1/2", Height 3-5/16", Plate Size 3-5/8"x2-7/8"

No. 1908-1/2 - Wheels only. Set of 4.

Deluxe "Faultless" double ball-bearing swivel casters with 4" Rubberex wheel rollers. A general purpose, mover's caster. Load capacity 200 lb./caster.

No. 1906 - Set of 4, Wheel Dia. 4", Height 5", Plate Size 3-5/8"x2-7/8"

No. 1906-1/2 - Wheels only, Set of 4.

"Faultless" swivel casters, same as No. 1904 except heavy-duty type with 4" Rubberex wheel rollers. Load capacity 225 lb./caster.

No. 1905 - Set of 4, Wheel Dia. 4", Height 5", Plate Size 5-1/8"x4"

No. 1905-1/2 - Wheels only. Set of 4.

"Faultless" ball-bearing, swivel casters with double rubber wheel. Same caster as part #1592, but with plate mounting, instead of stem. Hole centers 3" x 1-3/4". Good caster for small dollies and amplifiers. Load capacity 160 lb./caster.

No. 1903 - Set of 4. Wheel Dia. 2" Double Wheel, Height 2-7/8", Plate Size 4"x2-3/4"



BENCH PADS/CUSHIONS

10 DECORATOR COLORS TO ACCENT YOUR MUSIC BENCH...

SCHAFF PERFORMER

10 DECORATOR COLORS

- Brown
- Navy Blue
- Berry Red
- Antique Gold
- Forest Green
- Black
- Light Blue
- Tan
- Rust
- Egg Shell White

Schaff's line of padded piano & organ bench cushions may also be used as a utility pad for window seats, fire place seats or deacon's benches.



These cushions are crafted entirely by Schaff in our modern fabric shop using only high-grade velveteen material and padded with thick 1" polyurethane foam for comfort. For durability and strength, all of our strapping ties are double tacked to the cushion.

WHEN ORDERING, SPECIFY STOCK NUMBER, AND COLOR.

Stock No.	Style	Size
7800	Prelude	12-3/4" x 25"
7801	Overture	13-1/4" x 27"
7802	Minuet	14" x 25"
7803	Sonata	14" x 28"
7804	Medley	14" x 29-1/2"
7805	Lullaby	14-1/2" x 33"
7806	Duet	14-1/2" x 35"
7807	Concerto	15" x 42"
7809	Waltz	15-1/2" x 32"

Complete with three securely fastened ties for neatness and durability.

CUSTOM-MADE CUSHIONS (NOT SHOWN)

To distinguish us from the rest of the field, Schaff will individually custom-make any size "Performer" bench cushion in just 3 to 4 days from receipt of the order. All we require is the overall length and width of the bench top and color selection.

No. 7810 - Special Made Cushion. (State Size And Color)



PIANO MOVERS

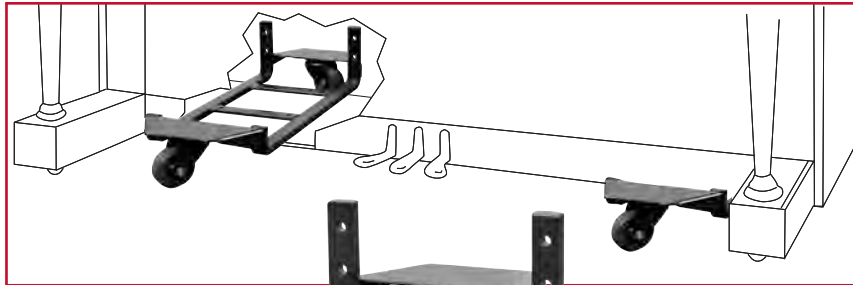
STANDARD TWIN DOLLIES

2-1/2" CASTERS

Excellent for use in schools, show rooms, churches, etc., where upright pianos need to be moved about quickly and easily...

Raises piano only 3/4" off the floor. Silent 2-1/2" hard rubber tired wheels protect the floor finish. Well designed for perfect balance...heavy frame construction for years of service. Inside dolly dimension 15-1/4", they measure 22-1/4" x 8-1/2", and are finished in black. Shipping weight 22 lbs. (Mounting hardware not included)

No. 4009 - Standard Twin Dollies. Per Pair

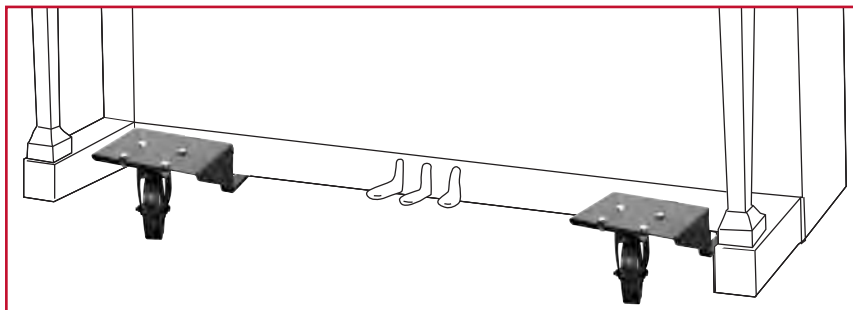


HEAVY DUTY TWIN DOLLIES

5" CASTERS

Although designed for large studio and school pianos, these heavy duty, steel twin dollies with 5" diameter, ball bearing, swivel casters can be used on any vertical piano whose bottom panel measures less than 14-1/2" in depth. For any rough moving surface such as carpeting, these dollies are a must. Also, when encountering narrow doorways, only 7" is added to the piano's overall width. Screw holes on both sides and bottom braces are used for securing the piano to the dolly. Only raises piano 3/4" off the ground. Weighing 44 lbs. per pair, measuring 28" long x 9" wide and finished in black. (Mounting hardware not included)

No. 4003 - Heavy Duty Twin Dollies. Per Pair



SUTHERLAND PIANO CARRIER

The 4 piece dolly set is permanently attached to the piano with wood screws (see the illustrated drawings). 5" double ball bearing, swivel casters are used on all units. The two back pieces have rubber bumpers (adding only 5" to the piano's width) that prevent wall damage and reduce the problem of narrow doorways. The dolly set is painted black, weighs 27 lbs.

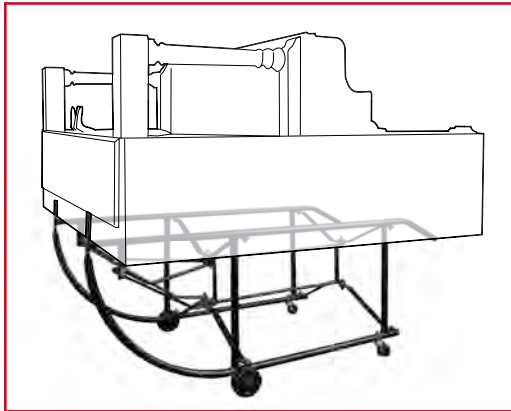
No. 4005 - Sutherland Piano Carrier. Set of 4



A PERMANENT INSTALLATION



PIANO MOVERS



FOLDS COMPACTLY...



EASY TO CARRY!

MODERN SHOP REPAIR TRUCK

A convenient and simple truck for handling all upright pianos...one man can easily lay the piano on its back. 4-1/4" diameter, 1-1/2" face front rollers... swivel rear casters to make it possible to swing pianos around in small space. Sturdy, all metal construction. Folds very compact and flat in 58-1/2" long x 25-1/2" high x only 9-1/4" side...can be carried easily in a car or a truck...no trouble getting through narrow doorways and passageways. Easily set up and LOCKED with two wing nuts...WON'T collapse. Opened overall dimensions: 56" long x 25-1/2" high x 25-1/2" wide. Weight 53 lbs. Shipped via UPS.

No. 1901 - Shop Repair Truck. Each

GRAND LEG DOLLIES

Individual caster "cup dollies" for use under each grand leg. Cast iron with 3 ball bearing, Polyflex casters. Quickly mounted to grand leg with standard socket. Spring mounted spindle to allow for movement over rugs or high spots. Raises grand no higher than standard casters. These dollies do serve their function, but cannot fully give protection and durability of Grand Piano Stage Trucks. 4" inside diameter.

No. 4018 - Grand Leg Dollies. Set of 3



ADJUSTABLE DIGITAL DOLLY

This dolly adjusts 37" - 68" in width and 17" x 22" in depth. Features American made "double wheel" rear casters and 2 single wheel "locking" front casters. Black finish.

No. 4002C - Adjustable Digital Dolly. Each



DIGITAL DOLLIES

These dollies are the ideal way to move a digital piano. Only raises piano 1" off of the ground. Features American made "double wheel" rear casters and 2 single wheel "locking" front casters. Inside dolly dimensions are 2-3/4" x 21-1/2". Black finish.

No. 4002B - Digital Dollies. Each



PIANO TRUCKS

Please note that any piano with casters larger than 3" in diameter will require a special caster assembly. Please call for details.



GRAND PIANO TRUCKS

Our Grand Piano Trucks have sturdy-steel, telescoping legs that are easily adjustable for the angle at the center. At the end of each leg is a square swivel socket to hold the piano leg. Piano legs set 2-1/2" off floor. Equipped with three "Colson" 5" diameter, locking swivel casters with black polyurethane "Hi-Tech" wheels. Shipping weight 105 - 130 lbs. Powder coat black finish. When ordering for either Yamaha or Kawai grand pianos, please give us the model number or overall piano length as their leg dimensions differ slightly, thereby requiring a smaller size truck. Shipped via UPS in two cartons.

No. 4012 - For Grand Pianos from 4'8" to 5'11" size. 3" square sockets. Each

No. 4013 - For Grand Pianos from 6' to 7'6" size. 3-1/2" square sockets. Each

No. 4014 - For Concert Grand Pianos. 3-1/2" square sockets. Each



SCHAFF'S UNIVERSAL GRAND PIANO TRUCK

Years of developmental work have produced **ONE** grand piano truck that will fit any piano from 4'5" up to 7'5" in length. For 9' concert pianos we still recommend our No. 4014 truck. Equipped with three "Colson" 5" diameter, locking swivel casters with black polyurethane "Hi-Tech" wheels. Shipping weight 97 lbs. Powder coat black finish. Packaged in two cartons weighing 97 lbs. total, allows for a UPS shipment.

No. 4004 - Universal Grand Piano Truck. Each



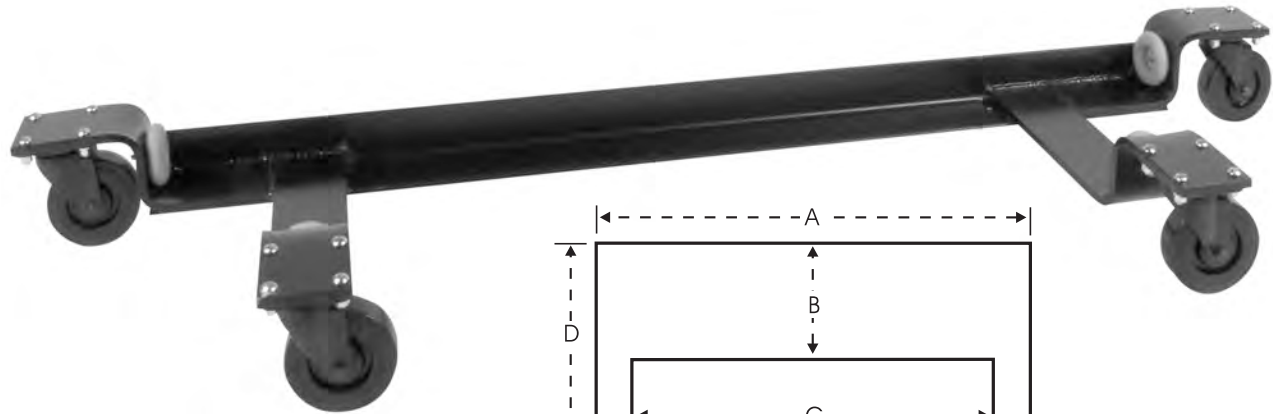
ADJUSTABLE UPRIGHT PIANO TRUCK

Heavy tubular construction and adjustable in width and length. Width adjustable from 12" to 18" inside rubber bumpers. Be careful when ordering for large Yamaha or Kawai pianos as in some instances their widths are greater than 18". Length adjustable from 34" to 56" overall. Overall width 33-3/8". - Pay particular attention to this dimension if truck is to be moved about between rooms. If door sizes are a problem, order a custom-made No. 4011 Truck. Equipped with three "Colson" 5" diameter, locking swivel casters with black polyurethane "Hi-Tech" wheels. Powder coat black finish. Shipping weight approx. 100 lbs. via UPS in 2 cartons.

No. 4006 - Adjustable Piano Truck. Each



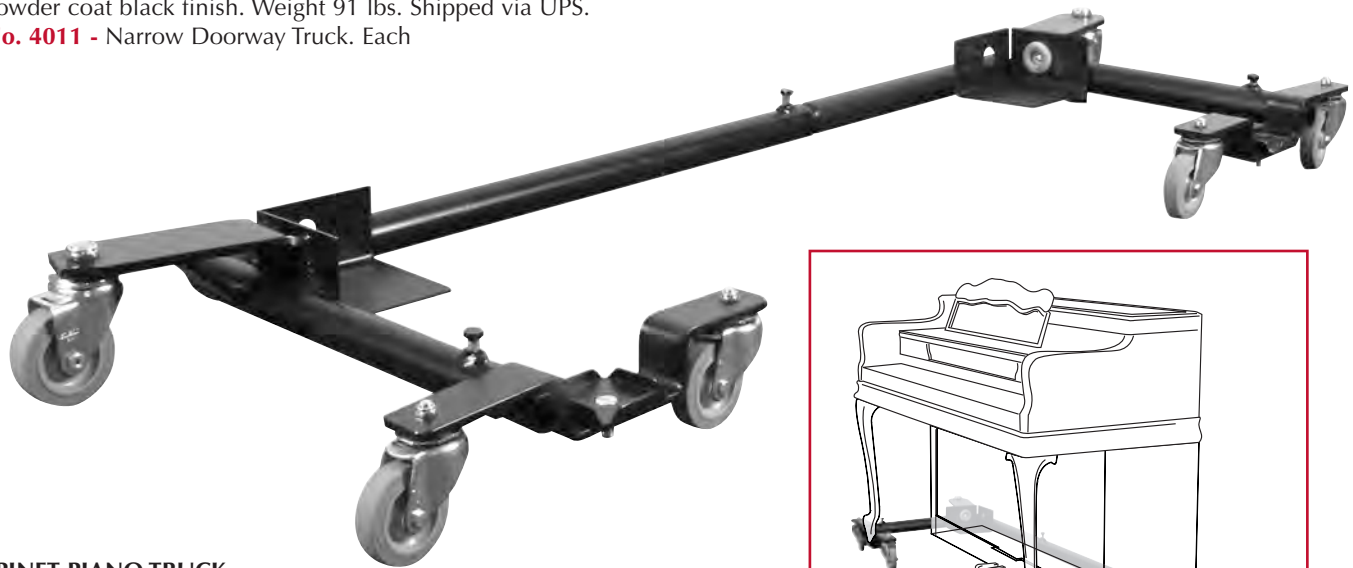
PIANO TRUCKS



UPRIGHT PIANO NARROW DOORWAY TRUCK

Our Model 4011 Truck must be custom made after you provide us with the five dimensions as shown by letters A thru E in the diagram. This truck is recommended for use where the piano has to be moved through narrow doorways, as the truck does not protrude beyond the front or back of the piano. Please allow 3 to 4 weeks for delivery. Powder coat black finish. Weight 91 lbs. Shipped via UPS.

No. 4011 - Narrow Doorway Truck. Each



SPINET PIANO TRUCK

Tubular steel construction in powder coat black finish. Adjustable both in length (46-1/2" to 61-1/2") and width (17-3/4" to 30") to accommodate most spinets. Rubber bumpers protect the piano finish. Adjust to fit individual piano easily and quickly. The design affords complete protection and support to the piano legs, and without strain, as the piano is rolled about. Ball-bearing, swivel casters with rubber-tired wheels...large enough to roll easily while raising the piano only 2-1/8" off the floor. Back two casters are 3-1/4" in diameter, front four casters are 3" diameter. Overall height of truck from floor 5-3/4". Shipping weight 53 lbs. Shipped via UPS.

No. 4008 - For Spinet Pianos. Each



REPLACEMENT CASTERS & WHEELS FOR TRUCK MODELS ... 4004, 4006, 4012, 4013 AND 4014

No. 4015B - 5" Replacement Caster with brake. (black) Each

No. 4016 - 5" Replacement Wheels only. (black) Each



PIANO MOVERS

MOVE IT WITH ROLL-OR-KARI DUAL TRUCKS

READY TO GO! READY TO DO A JOB!

When you buy a ROLL-OR-KARI you get a full set of two dollies and four web straps. . . ready to go. . . ready to do a job. Rubber and felt cushioning afford complete protection at vital spots against marring of fine finishes. Adjustable straps lock around product securely. Retractable wheels allow instruments to rest on own weight while in transport to avoid skidding or rolling. These features are unique with swivel wheels both ends, with four 7' web straps included. 1000 lb. capacity. Weight 55 lbs. shipped via UPS.

ROLL-OR-KARI TRUCKS

No. 4021 - ROLL-OR-KARI Truck. Each
(23 x 4 base for organs & pianos)

No. 4022 - ROLL-OR-KARI Truck. Each
(28 x 4 base for Hammond B-3 organ)

HEIGHT 32"
WIDTH 23"
PATENTED



SIMPLE TO OPERATE, place one truck at each end of load, fasten straps, and press foot-lever at each end to raise load for moving. Handles fold out of way when not in use. If your business demands moving of pianos and organs, ROLL-OR-KARI should be a part of your business.

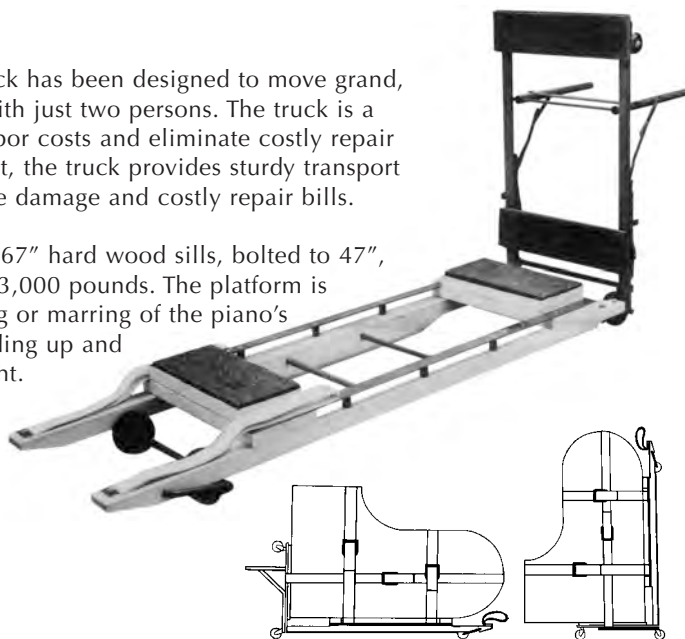
SELF-LIFTING PIANO TRUCK

REDUCE MOVING COSTS - Since 1901, the Self-Lifting Piano Truck has been designed to move grand, baby grand, and spinet pianos in an easy and efficient manner with just two persons. The truck is a heavy-duty skid board and dolly combination that will reduce labor costs and eliminate costly repair bills. By combining a 19" wide frame and the 36" padded upright, the truck provides sturdy transport of the piano to prevent the piano from shifting which could cause damage and costly repair bills.

LIFTS 3,000 POUND LOADS - The frame of the truck consists of 67" hard wood sills, bolted to 47", 3/16" steel supports, enabling the truck to withstand loads up to 3,000 pounds. The platform is equipped with 8" raised, felt, pad blocks to prevent any scratching or marring of the piano's finish. The functional design of the wood skids allow for easy sliding up and down stairs. F.O.B. Rawson, OH. Shipped via UPS or motor freight.

No. 913A - Truck. Each

HEIGHT.....36" WIDTH.....19" LENGTH.....68"
WEIGHT.....70 lbs. CAPACITY.....3,000 lbs.
67" Hard wood sills, 2" Swivel casters, 2" Nylon straps with cam buckle, 4" x 2" Roller bearing wheels, 8" Felt pad blocks



GRAND PIANO TRANSPORTER™

Do you have a hard time finding help installing spider dollies? Are you looking for a way to individually move grand pianos? Well this truck solution is for you. Ideal for lifting grand pianos measuring 4' to 9' in length. In less than a minute, one person can position the Grand Transporter under a grand piano, lift it off the floor, and move it. Lifts up to 3000 lbs. Folds for easy storage. Ideal for rebuilding shops or concert halls. Height extends from 22" to 31". Equipped with four "Colson" 5" diameter, locking swivel casters with black polyurethane "Hi-Tech" wheels. Ships via UPS in 3 cartons.

No. 4001 - Grand Piano Transporter. Each

